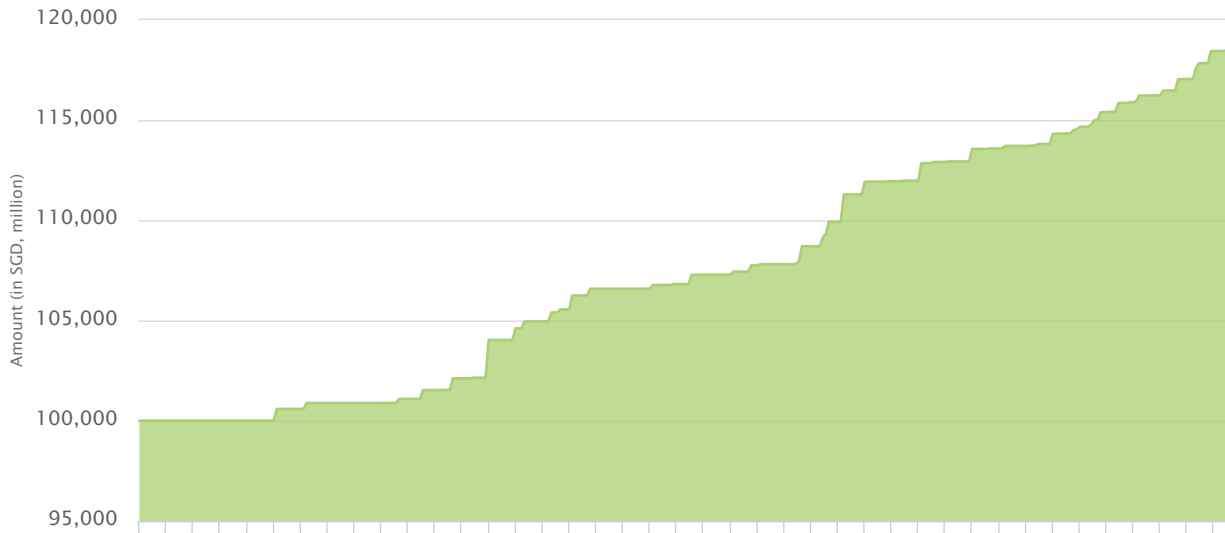


Investment Simulation

PROJECTED PERFORMANCE

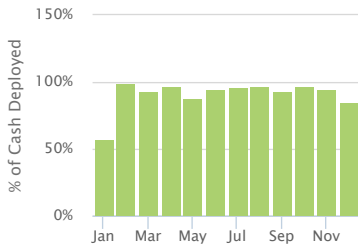
[BACK](#)

Based on your target allocation preferences your portfolio would have grown by 18.47 % from Jan 15, 2016 to Jan 15, 2017.



z

Percentage of your funds invested



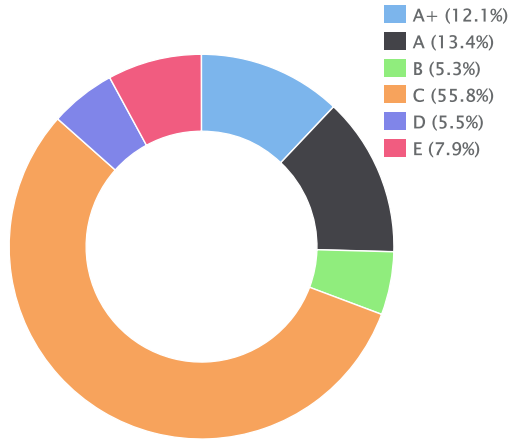
Portfolio Simulation Results

Starting Balance	100,000.00
Total Funded	490,373.05
Investment Paid	394,891.72
Discount Paid	18,470.43
Portfolio Value (on Jan 15, 2017)	118,470.43
Average Deployment %	91.0%
Total Invoices Funded	138
Return	18.47 %

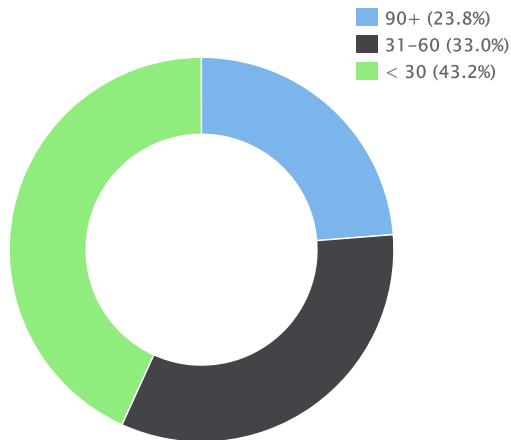
PORTFOLIO COMPOSITION

Investing in a assortment of different grades will help you maximize your potential return while minimizing risk.

Composition by Grade



Portfolio Duration



[BACK](#)

This overview does not constitute an offer to sell or a solicitation of an offer to make an investment (the "Investment") herein. No such offer or solicitation will be made prior to the delivery of definitive documentation relating to the matters herein. Before making an investment decision with respect to the Investment, potential investors are advised to carefully read the related subscription and offering memorandum documents (the "Documents"). Further, potential investors are advised to consult with their tax, legal and financial advisors.

This overview contains a preliminary summary of the purpose and principal business terms of the Investment. This summary does not purport to be complete and is qualified in its entirety by reference to the more detailed discussion contained in the actual text of the Documents.